



ATU Workshop in Advanced laparoscopic Skills

20 october 2022 14:00 – 17:00

Coordinators : Mehdi Bouassida
Mohamed Amine Mseddi
Sahbi Naouar

Target audience

Senior residents and specialists

Topics: - Laparoscopic intra-corporeal knots and sutures
- Hands on training on laparoscopic trainer

Registration:

- 18 seats, on first come first serve basis.

PROGRAM

- Principles of laparoscopic intra-corporeal knots and sutures. Dr Mehdi Bouassida
- Practical session/Hands on training Dr Mehdi Bouassida / Dr Sahbi Naouar


Exercice 1 : Peg transfer

Principle: Transfer in midair all objects from one side to the other. Then opposite procedure.

Instruments used: 2 graspers

Criteria: Time start/stop (first object is touched until last object is falled)

Number of droppen objects.




Exercise 2 :Wire (or needle) guidance through rings from 1 to 10

Principle: Guide the wire through the rings from 1 to 10 in the correct route. When the wire is dropped, it is picked up again while time continues.

Instruments used: 2 graspers

Criteria: Time start/stop (enter ring 1 until thread passed ring 10)



Exercise 3 : intracorporeal knot


Principle: Place a single knot through the 2 dots.

3 throws on the suture (1 double throw and 2 single throws)

Cut suture 2-3 mm above the knot.

Instruments used: 1 needle driver, 1 grasper, 1 scissor and 1 suture with curved needle of 15 cm.

Criteria: Time start/stop (Needle has been picked up until suture has been cut). Errors: Stitch beyond 1 mm of mark, no correct approximation, slipping knot.



Exercice 4 : intra-corporeal continuous suture

Principle: Achieve a continuous linear suture of 5 cms.

Instruments used: 1 needle driver, 1 grasper, 1 scissor and 1 suture with curved needle of 20 cm.

Criteria: Time start/stop (Needle has been picked up until last suture has been cut).

